



Yes, you can.[®]

 **Invacare[®] Comet[™]**

Rugged, Robust, Reliable: The *Invacare[®] Comet[™]*

The **Comet[™]** is packed with features that enable a safe, fast and enjoyable drive. Reliability remains the hallmark of this secure and speedy scooter. Whether stocking up at the supermarket or challenging its outdoor performance, you can rely on the **Comet[™]** to get you where you want to go, quickly, in comfort and with peace of mind. By combining rugged outdoor capabilities with ergonomics and good looks, the *Invacare[®] Comet[™]* is a ultimate solution for your transportation needs.





➤ For a safe, controlled drive

With its large wheels, a powerful motor and adjustable suspension system in both the front and rear of the chassis, the *Invacare*® **Comet**™ simply invites adventure. The **Comet**™ is equipped with an electronic turning speed reduction feature, ensuring safe, comfortable manoeuvres at all times. Intelligent electronics offer a visual and audio signal when the batteries need recharging. The unique lighting system includes an easily visible DUAL-bulb headlight, automatic indicators and an integrated heavy-duty brake light for safety.

➤ Enjoy speed, enjoy support

Offering high speeds and a large battery capacity, the **Comet**™ will take you further, faster.

The **Comet**™ easily tackles uneven terrain and obstacles giving you the peace of mind and ability to go anywhere and everywhere. The **Comet**™ has undergone extensive testing in the German independent TÜV test laboratory and complies with the Medical Device Standards for Europe.

➤ Compact for convenience

Ergonomic handles help you execute precise manoeuvres in tight spaces and offer relief to hands and arms during longer trips. The adjustable tiller lever is positioned opposite the handbrake and is within easy reach. A soft, swivelling seat offers an optimal driving position and allows you to move around and enjoy activities while seated. A two-step disengaging lever protects the scooter from free-wheeling if accidentally knocked out of drive mode.

➤ Simplicity and ease of use

Using only quality components not only makes the **Comet**™ reliable, but easy to service. Simply remove the top cover to access batteries, electronics, motor and cables. The motor and electronics are protected from corrosion and water (splash protection) which safeguard the vital workings of the scooter against dirt and water preventing any unnecessary malfunction. The lights operate in such a way that lights still function if one bulb blows.



Features



Finite tiller movement

Users can easily adjust the tiller with a lever to suit their individual.



Ergonomic steering

Prevents fatigue in arms and hands during long trips.



Hand brake

Ensures immediate braking when required.




Brake light

Heavy-duty brake lighting warns people that the scooter is slowing down.



Two-step disengaging lever

Prevents the scooter from accidentally free-wheeling.



Built in anti-splash guards

Protects electronics and the transaxle from dirt and water.



Automatic speed reduction

Speed lowers during turns to ensure a safe manoeuvre.



Suspension

Can be adjusted at front and rear for optimal driving comfort.

Options & Accessories



Crutch & cane holder

Keeps your crutch or cane stable when on the move.



Lockable front box

Secure box for valuables.



Cup holder

Stores water or soft drinks.



Heavy-duty storage cover

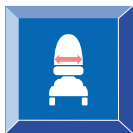
Keeps the scooter clean and dry.



Off-board charging

Simply remove batteries to charge with the off-board charger kit.

Technical Data



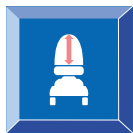
510 mm



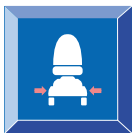
490 mm



440 - 515 mm



550 mm



660 mm



1475 mm



136 kg



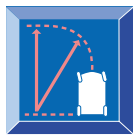
84 kg



160 kg



2 x 75 Ah



1630 mm



100 mm



135 mm



10°



55 km



12,8 km/h

Colour of shrouds



Moonstone Silver



Onyx Blue

Upholstery



Black vinyl



12,8 km/h : 250 W / 1200 W*

* Peak performance

All information quoted is believed to be correct at time of print. Invacare® reserves the right to alter product specifications without prior consultation.



INVACARE® Limited
Pencoed Technology Park · Pencoed · Bridgend CF35 5HZ
Tel: +44 1 656 776 222 · Fax: +44 1656 776 220
E-mail: uk@invacare.com · www.invacare.co.uk
Sales Order E-mail: ordersuk@invacare.com

INVACARE® Ireland Ltd
Unit 5 · Seatown Business Campus
Seatown Road · SWORDS · County Dublin
Tel. +353 1 8107084 · Fax +353 1 8107085
Email: Ireland@invacare.com · www.invacare.ie