




WHERE YOU WANT TO BE.

# PEARL®





# PEARL®

**BIG on performance,  
BIG on portability.**





Getting out and about in comfort and style couldn't be easier than with the Sterling Pearl scooter. Whether it's travelling to town, around the supermarket or just down the street, the Pearl is highly manoeuvrable and it's lightweight and compact size means it will fit easily in the back of your car, giving you the versatility to take your scooter wherever you want to go.

## Portability

Using the popular Gem-Lock mechanism, dismantling of the Sterling Pearl is child's play. The frame and drive unit separate in seconds – all by the press of a lever. There is no need to remove screws, no use of tools and no cables.

Although a medium sized scooter with a 136kg / 21 stone user weight capacity, the Pearl is also very lightweight. When disassembled, the heaviest part weighs just 16kg.

The Sterling Pearl also has a range of up to 24km / 15 miles and a speed of 6.4kph / 4mph, making it ideal for both short trips and longer excursions. All this, coupled with an attractive, distinctive look ensures that you always ride in style with a Sterling Pearl.

## Performance

The Pearl doesn't just look good, it's also been designed to be both practical and easy to use. With the new standby function, the Pearl hardly wastes any energy and conserves battery power. This results in an increased range of up to 24km / 15 miles.

The Pearl's superior handling and drive characteristics will also impress you. A turning circle of just 117cm gives excellent manoeuvrability, whilst the narrow profile helps you to navigate through even the smallest of spaces.



Wireless connections



Powerful, long range 21 amp hour batteries, with handles for easy removal or fitting



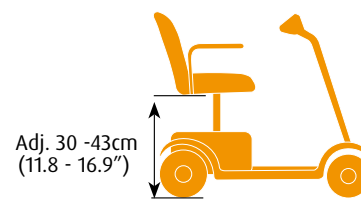
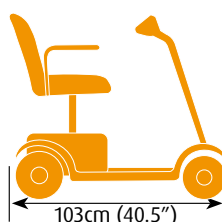
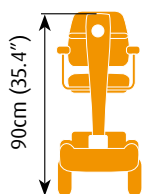
Simple to use controls with sleep mode function



Comfortable seating

# PEARL<sup>®</sup>

## BIG on performance, BIG on portability.



### Technical data sheet

Version	4 Wheels	Weight of the heaviest part	16kg
Speed	6.4kph (4mph)	Turning radius	117cm (46")
Batteries	21 Amph	Maximum safe slope	8°
Maximum range	24km (15 miles)	Reversing width	117cm (46")
Colour	Red	Ground clearance	7cm (2.7")
Max user weight	136kg (21 stone)	Tyres	solid
Total weight	52kg	Front wheel size	19cm (7.4")
Batteries weight	7.2kg	Rear wheel size	22cm (8.6")
Seat weight	8.9kg	Lights and indicator package	No
Drive unit weight	14.7kg		

For further information on the full specification, options and accessories, please refer to the order form.

All information is subject to change without notification. Please consult Sunrise Medical with any queries you may have.

If you are visually impaired, this document can be viewed in PDF format at [www.SunriseMedical.com](http://www.SunriseMedical.com) or alternatively is available on request in large text.



PB\_PEARL\_EN\_EU\_REV1

Sunrise Medical Limited  
High Street, Wollaston  
Stourbridge  
West Midlands  
DY8 4PS

Tel: +44 (0) 1384 44 66 66  
Fax: +44 (0) 1384 44 66 44

[www.SunriseMedical.com](http://www.SunriseMedical.com)